

AGES 3+

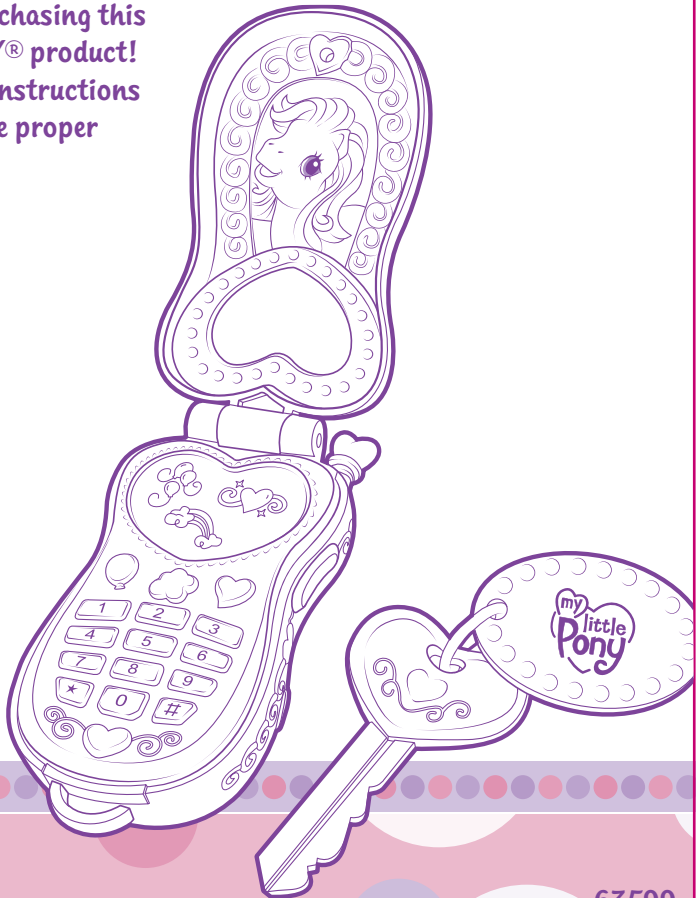


Ring-A-Pony Cell Phone™

Thank you for purchasing this
MY LITTLE PONY® product!
Please read these instructions
carefully, to ensure proper
use of the toy.

x3
1.5V AAA or R03 size
**BATTERIES
INCLUDED**

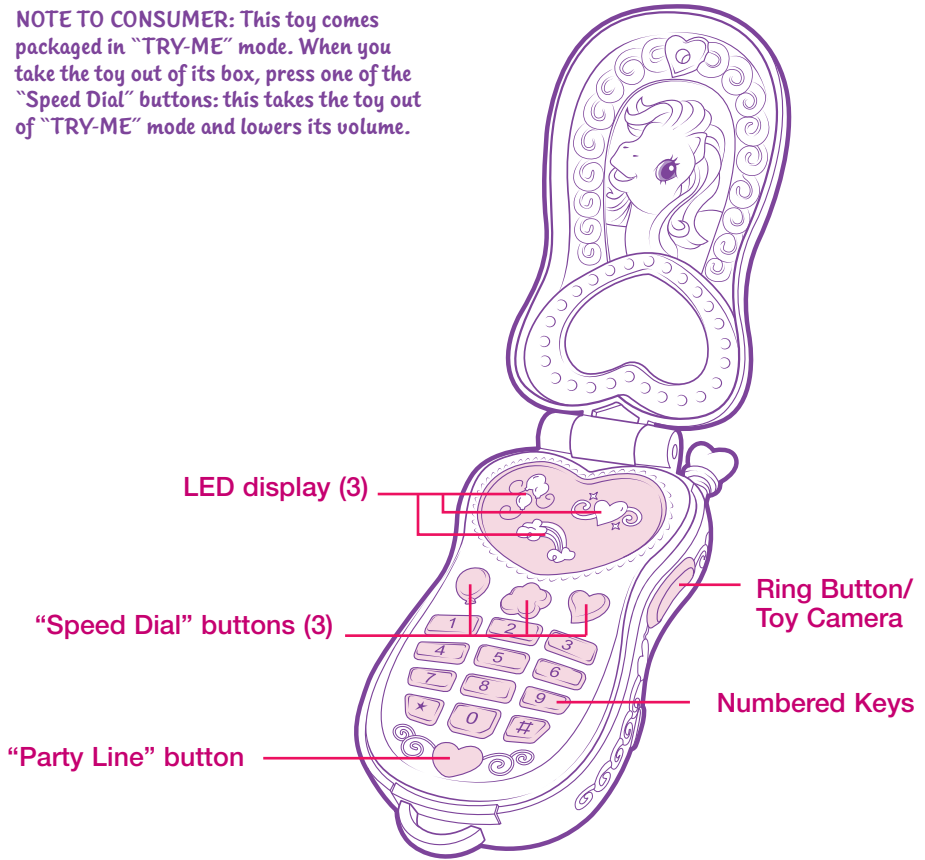
Replace with 3 x 1.5V "AAA"
or R03 size batteries.
Alkaline batteries recommended.
Phillips/cross head screwdriver
(not included) needed to
replace batteries.



63599

GETTING TO KNOW YOUR TOY PHONE

NOTE TO CONSUMER: This toy comes packaged in “TRY-ME” mode. When you take the toy out of its box, press one of the “Speed Dial” buttons: this takes the toy out of “TRY-ME” mode and lowers its volume.



PLAYING WITH THE TOY PHONE

If you want to receive a call from a pony, press the Ring Button to make the phone ring! When you open the phone, you will hear either RAINBOW DASH® pony, PINKIE PIE® pony, or SWEETIE BELLE™ pony start a conversation with you.

OR, if you want to call a pony on the phone, open the phone, and press any seven numbers. A pony will start a conversation with you.

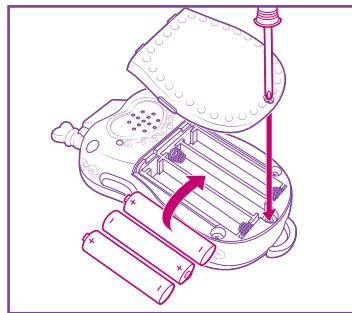
OR, if you want to talk to a particular pony, press that pony’s “Speed Dial” button.

OR, if you want to talk to all three ponies at once, press the “Party Line” button, shaped like a heart.

- When a pony is speaking, you will see its LED display light up!
- While the phone is open, pretend to use the phone as a camera: press the Ring Button and hear the phone “click”!
- Close the phone to end any conversation.

TO REPLACE BATTERIES

Using a Phillips/cross head screwdriver, loosen screw in battery compartment cover (screw stays attached to cover). Replace with 3 x 1.5V “AAA” or R03 size batteries (not included). Alkaline batteries recommended. Replace cover and tighten screw.



CAUTION

1. As with all small batteries, the batteries used with this toy should be kept away from small children who still put things in their mouths. If they are swallowed, promptly see a doctor and have the doctor phone (202) 625-3333 collect. In other countries, have the doctor call your local poison control center.
2. Make sure the batteries are inserted correctly and always follow the toy and battery manufacturer's instructions.
3. Do not mix old and new batteries, alkaline, standard (carbon-zinc) or rechargeable (nickel-cadmium) batteries.

IMPORTANT: BATTERY INFORMATION

Please retain this information for future reference.
Batteries should be replaced by an adult.

CAUTION:

1. Always follow the instructions carefully. Use only batteries specified and be sure to insert item correctly by matching the + and – polarity markings.
2. Do not mix old batteries and new batteries or standard (carbon-zinc) with alkaline batteries.
3. Remove exhausted or dead batteries from the product.
4. Remove batteries if product is not to be played with for a long time.
5. Do not short-circuit the supply terminals.
6. Should this product cause, or be affected by, local electrical interference, move it away from other electrical equipment. Reinsert batteries if necessary.
7. RECHARGEABLE BATTERIES: Do not mix these with any other types of batteries. Always remove from the product before recharging. Recharge batteries under adult supervision. DO NOT RECHARGE OTHER TYPES OF BATTERIES.
8. As with all small items, these batteries should be kept away from children. If swallowed, seek medical attention immediately.

FCC STATEMENT

This device complies with part 15 of the FCC Rules. Operation is subject to the following two conditions: (1) This device may not cause harmful interference, and (2) this device must accept any interference received, including interference that may cause undesired operation.

This equipment has been tested and found to comply with the limits for a Class B digital device, pursuant to Part 15 of the FCC Rules. These limits are designed to provide reasonable protection against harmful interference in a residential installation. This equipment generates, uses and can radiate radio frequency energy, and, if not installed and used in accordance with the instructions, may cause harmful interference to radio communications. However, there is no guarantee that interference will not occur in a particular installation. If this equipment does cause harmful interference to radio or television reception, which can be determined by turning the equipment off and on, the user is encouraged to try to correct the interference by one or more of the following measures:

- Reorient or relocate the receiving antenna.
- Increase the separation between the equipment and the receiver.
- Consult the dealer or an experienced radio/TV technician for help.

Product and colors may vary.

© 2007 Hasbro. All Rights Reserved.
TM & ® denote U.S. Trademarks.

63599

PN 6735270000



Questions? Call 1-800-327-8264